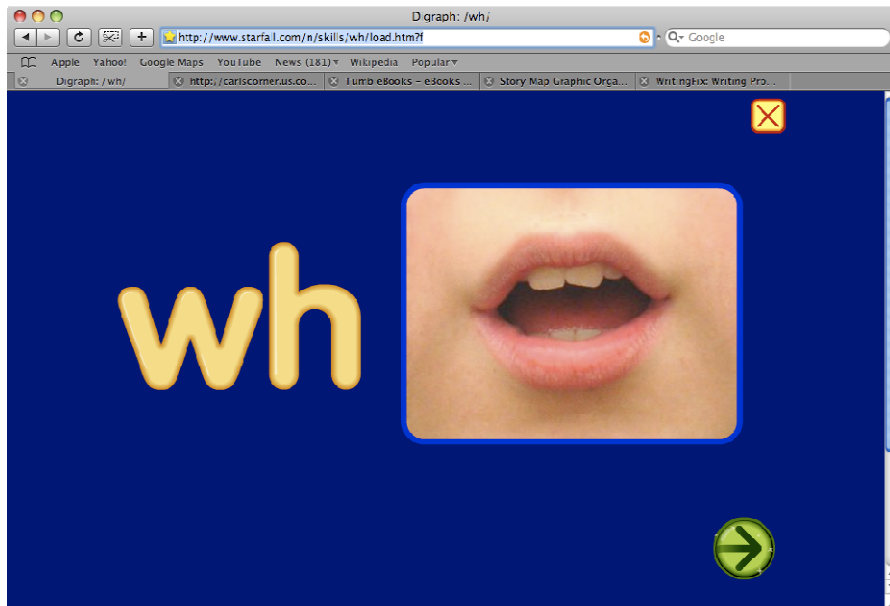


Language Arts – Day 8

Phonics – Study words with the “wh” sound.

1. Visit <http://www.starfall.com/n/skills/wh/load.htm?f> to learn about this sound.

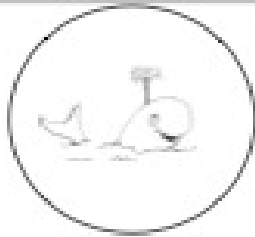


2. Complete the “wh” worksheets.

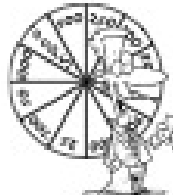
wh or w?



Say the name of each picture and listen to the beginning sound. Circle and color each picture that begins with the *wh* sound and write *wh* on the line below.










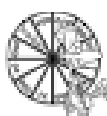
wh



Name _____

It's a Match!

Look at the words and pictures below. Cut out each picture and word that match and glue them together in the boxes provided.

	wheelbarrow		wheelchair
whisper		whistle	
	whip		whiskers
wheel		whale	

Reading

1. Read along with The Fire Station, found at http://www.tumblebooks.com/library/asp/full_book.asp?ProductID=84.



Writing

Write about a place that you would like to visit. What would you do there?
Who would you see? Illustrate your writing.

Name _____ Date _____

[illegible]

Math – Day 8
Skill – Patterns

1. Visit <http://www.kidsplaypark.com/games/jack/> to practice working with patterns.

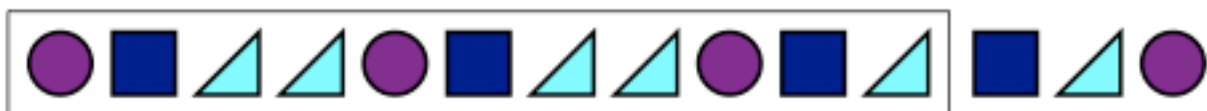


2. Complete the pattern worksheet

Date: _____ Name: _____

Math Worksheet: Patterns Again

Circle the shape that comes next.



Science – Day 8

Celery Stick Science

What You Need:

Tall clear glass or jar
Water
Red food coloring
Knife
Celery stalk with leaves
One sheet of white printer or drawing paper

What to Do:

1. Fill a tall, clear glass or jar half-full with water.
2. Add a few drops of red food coloring and mix well.
3. Trim the bottom of a large stalk of celery, leaving the leaves on the stalk.
4. Place the celery stalk in the glass or jar. Leave overnight in order for the stalk to “drink” the water.
5. Use the sheet of white paper and divide it horizontally into two sections. Label one section “before” and one section “after.” Draw a picture of the celery stalk “before” it drinks the red water and write or dictate a sentence or two to describe what you see.
6. The next morning, observe what has happened. Tell your “work buddy” where you think the water has gone and what has happened to the celery. (The water has been absorbed into the celery stalk, tinting the stem and leaves red.) Do you think the whole plant gets water for food? (Yes, the whole plant did get the water for food since all parts of the plant have now turned red from absorbing the red water that was in the cup the day before).
7. Complete the “after” portion of the before/after observation sheet and write or dictate his observations.

Social Studies – Day 8

Capitals Practice

Visit http://www.sheppardsoftware.com/web_games.htm to practice identifying capitals.

The screenshot shows a web browser window titled "USA Geography - Map Game - Geography Online Games". The address bar displays the URL http://www.sheppardsoftware.com/web_games.htm. The browser's toolbar includes links to Apple, Yahoo!, Google Maps, YouTube, News (188), Wikipedia, and Popular. The website's navigation bar features tabs for "Capitals", "States", and "Landscapes".

On the left side, there is a "U.S. GOVERNMENT GAMES" banner and a list of "U.S. States" with a lightbulb icon. The states listed are: Alabama, Alaska, Arizona, Arkansas, California, Colorado, Connecticut, Delaware, Florida, Georgia, Hawaii, Idaho, Illinois, Indiana, Iowa, Kansas, Kentucky, Louisiana, Maine, Maryland, Massachusetts, Michigan, Minnesota, Mississippi, Missouri, Montana, Nebraska, Nevada, New Hampshire, New Jersey, New Mexico, New York, North Carolina, North Dakota, Ohio, Oklahoma, Oregon, Pennsylvania, Rhode Island, South Carolina, South Dakota, Tennessee, Texas, Utah, Vermont, Virginia, Washington, West Virginia, Wisconsin, and Wyoming.

The main content area is organized into a grid of game categories:

- Capitals**: Includes "Tutorial" (Click on the US States to learn their capitals), "Capitals 1 - Beginner" (Pick the correct state for the highlighted capital, by region), "Capitals 2 - Intermediate" (Pick the correct state for the highlighted capital), "States And Capitals Quizzes" (Find more sources/options for what you're looking for), "Capitals 3 - Expert" (Pick the correct capital for the highlighted state), and "States 1 - Beginner" (Click on the US states to find their names).
- Landscapes**: Includes "Tutorial" (Learn the geographic regions of the US by clicking on them), "Landscape - Beginner" (Click on the correct geographic region), "Lakes - Tutorial" (Learn the lakes of the US by clicking on them), and "Lakes G- Game" (Click on the correct lake).

Each game category has a "Play!" button and a link to a "dialup version". A central banner promotes "Try out our new USA Map Jigsaw Games!".

On the right side, there is a "What's new?" section featuring "U.S.A. Puzzles", "U.S. Parks Paint", "New: Create a Jungle", "Autumn Activities", "New: Animal Farm Movie", and "Dino Extinction Movie".

